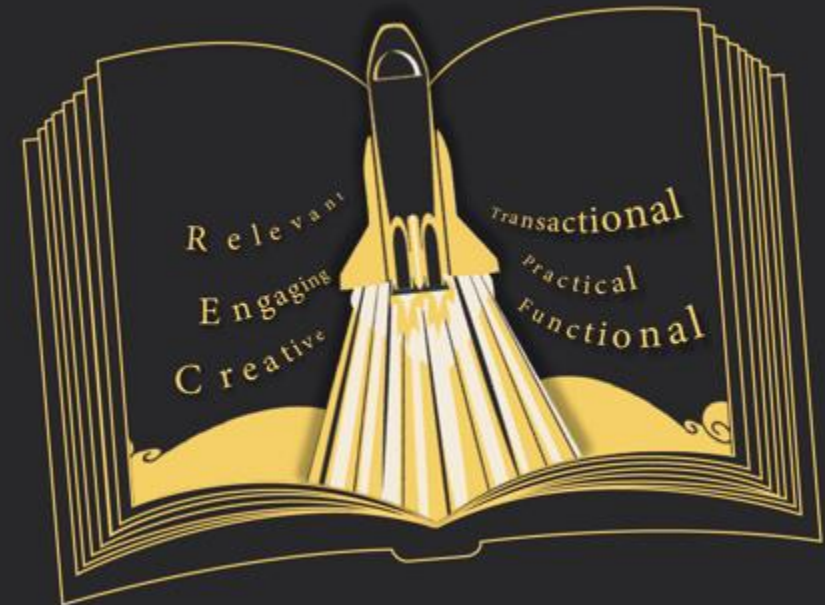


GCSE

English Language 2.0

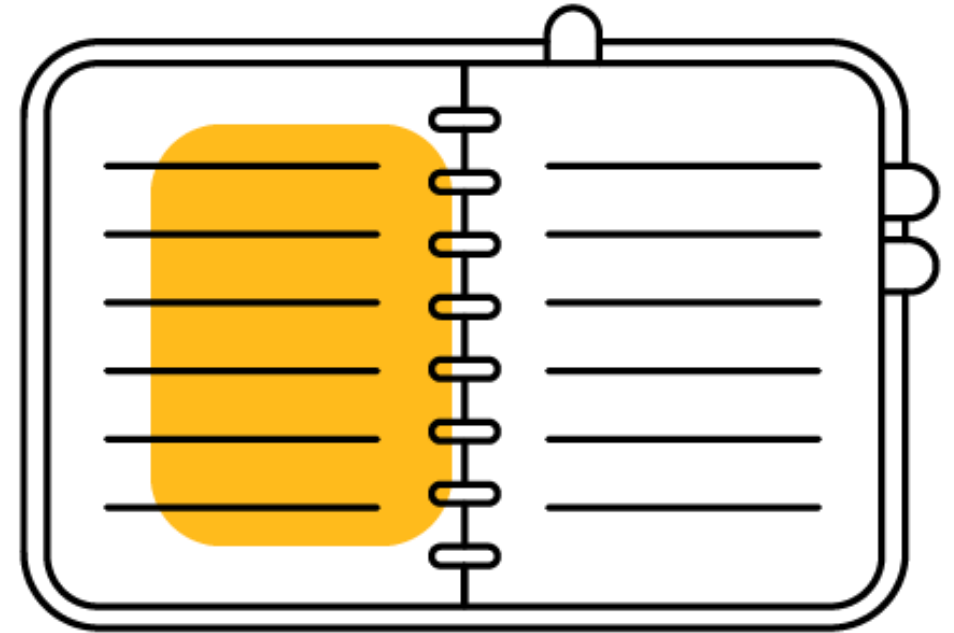
Summer Network for FE 2025
(1EN2)




Agenda

In this session we are going to look at:

- using images
- marginal gains.



Using images



AO1

Identify three ways in which the lion seems dangerous.



© Mogens Trolle / Shutterstock

AO1



© Sari ONeal / Shutterstock

Both these pictures show animals meeting.

In what three separate ways are they similar?



© Mogens Trolle / Shutterstock

AO2

How has the photographer used language and structure to interest and engage?



© Mauricio Graiki / Shutterstock

AO3

Both photos show safari holidays.
Compare the ideas and perspectives.



© Villiers Steyn / Shutterstock



© Bumihills / Shutterstock

AO4

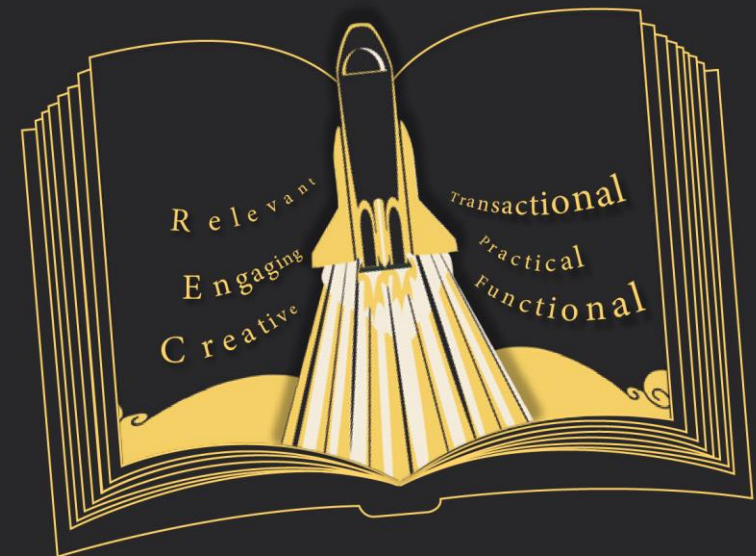


© HQuality / Shutterstock

‘In my view, this picture really highlights how difficult it must be to settle into a new world.’

How far do you agree with this statement?

Marginal gains



AO1 – Count the ‘short’

AO1 is **10%** of overall marks [16 marks].

AO1 ‘identify & retrieve’ = 10 marks = **6.25% of total marks**

READING	AO1	<ul style="list-style-type: none">• Identify and interpret explicit and implicit information and ideas• Select and synthesise evidence from different texts	10
	AO2	Explain, comment on and analyse how writers use language and structure to achieve effects and influence readers, using relevant subject terminology to support their views	15
	AO3	Compare writers’ ideas and perspectives, as well as how these are conveyed, across two or more texts	10
	AO4	Evaluate texts critically and support this with appropriate textual references	15


AO1 – identify & retrieve

Identify two ways...



AO1 – identify & retrieve

- Identify four things offered by the hotel.
- From lines 3 and 4 identify two features of the hotel.
- From the extract, identify two types of people who might benefit from a visit to the St Kilda Tavern.



The advertisement is a black and white photograph of a newspaper clipping. At the top center is a logo for 'THE ST KILDA TAVERN' inside a decorative frame, with 'Est 1875' written below it. The main text is a paragraph describing the hotel's location and amenities. Below this is a shorter paragraph about drinks and stabling. At the bottom is a note about a pleasure garden. The background of the clipping is a blurred image of a person walking.

THE ST KILDA TAVERN
Est 1875

This new and substantial Hotel is situated at the junction of Hillside and Prince Edward Roads. It offers accommodation second to none in the colony, being fitted up after the best and most improved method. The bedrooms are kept scrupulously clean, are lofty, and have good ventilation. It commands splendid views of all the beautiful scenery around the City, Harbour and adjoining Townships; while, being in close proximity of the ocean, it offers special inducements to those in ill health, or desirous of inhaling the wholesome and invigorating breezes of the South Pacific during the season.

All drinks are pure and unadulterated. Good stabling, with loose boxes and paddock accommodation.

N.B. – A *pleasure* garden is attached.

Newspaper Advertisement 1875

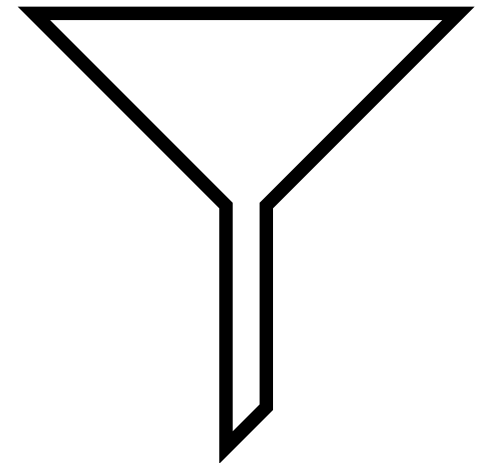
AO2 – use of references

- Embed quotations.
- Do I need more than four words?
- Do I need a quotation?

Juicy words – crunch

Even today, I can still feel the fear. That will never leave me. Rejection is a silent terror. Guilt has the consistency of superglue. When you lie, if you have a modicum of decency, you have to convince yourself you have a justification for doing so. Speaking to others who have come out, I've been amazed by how many of us created a parallel world, dark and forbidding. It evolves in your imagination as an evil, dangerous place. It is homophobic. You construct an imaginary world in which you are an outcast, where your family will refuse to accept you for who you are. The horror of such a prospect gives you the reason to lie.

fear
rejection
superglue



Structure – beginning vs end

Even today, I can still feel the fear. That will never leave me. Rejection is a silent terror. Guilt has the consistency of superglue. When you lie, if you have a modicum of decency, you have to convince yourself you have a justification for doing so. Speaking to others who have come out, I've been amazed by how many of us created a parallel world, dark and forbidding. It evolves in your imagination as an evil, dangerous place. It is homophobic. You construct an imaginary world in which you are an outcast, where your family will refuse to accept you for who you are. **The horror of such a prospect gives you the reason to lie.**

AO3 – Don't leave it blank

Keep it in perspective.

But, it's worth the same as AO1 combined, so it's worth the effort!

READING	AO1	<ul style="list-style-type: none">• Identify and interpret explicit and implicit information and ideas• Select and synthesise evidence from different texts	10
	AO2	Explain, comment on and analyse how writers use language and structure to achieve effects and influence readers, using relevant subject terminology to support their views	15
	AO3	Compare writers' ideas and perspectives, as well as how these are conveyed, across two or more texts	10
	AO4	Evaluate texts critically and support this with appropriate textual references	15

AO3 Assessment style

Don't start at the peak of the mountain.

Aim for Level 2, and work up.

Level	Mark	AO3 descriptor Compare the writers' ideas and perspectives, as well as how these are conveyed, across two or more texts
	0	No rewardable material.
Level 1	1–3	<ul style="list-style-type: none">• Comparison between the texts is limited.• Description of writers' ideas and perspectives, including theme, language and/or structure.• The use of references from texts is limited.
Level 2	4–6	<ul style="list-style-type: none">• The response considers obvious comparisons between the texts.• Comment on writers' ideas and perspectives, including theme, language and/or structure.• The selection of references across both texts is valid, but not developed.
Level 3	7–10	<ul style="list-style-type: none">• The response considers a range of comparisons between the texts.• Explanation of writers' ideas and perspectives including theme, language and/or structure.• The selection of references across both texts is appropriate and relevant to the points being made.
Level 4	11–13	<ul style="list-style-type: none">• The response considers a wide range of comparisons between the texts.• Exploration of writers' ideas and perspectives including how the theme, language and/or structure are used across the texts.• References are balanced across both texts and fully support the points being made.
Level 5	14–16	<ul style="list-style-type: none">• The response considers a varied and comprehensive range of comparisons between the texts.• Analysis of writers' ideas and perspectives including how the theme, language and/or structure are used across the texts.• References are balanced across both texts, they are discriminating, and clarify the points being made.

AO3 – minimal effort?



This response offers obvious comparison with comment on the text and textual reference for support.

5 marks are awarded to indicate the positives, while not always secure.

In both texts each boy wants the best for there team mates you can see this in text 1 where it says "I gazed around my teammates. There was no fight or ~~fire~~ fire left in their eyes [...] up front, it would fall on me to stop the freefall into despair." Which shows to the reader that he is willing to do more for his team mates when they really need his help. In text 2 Billy says "You should have been moving, lad. ~~You~~ you'd have caught it then." which shows to the reader that Billy would try and help and support ~~he~~ his team with advise and ~~As~~ always try to improve everyone.

How could this be improved?

In both texts each boy wants the best for there team mates you can see this in text 1 where it says "I gazed around my teammates. There was no fight or fire left in their eyes [...] up front, it would fall on me to stop the freefall into despair." Which shows to the reader that he is willing to do more for his team mates when they really need his help. In text 2 Billy says "You should have been moving, lad. You you'd have caught it then." which shows to the reader that Billy would try and help and support his team with advise and always try to improve everyone.

Level	Mark	A03 descriptor Compare the writers' ideas and perspectives, as well as how these are conveyed, across two or more texts
	0	No rewardable material.
Level 1	1-3	<ul style="list-style-type: none"> Comparison between the texts is limited. Description of writers' ideas and perspectives, including theme, language and/or structure. The use of references from texts is limited.
Level 2	4-6	<ul style="list-style-type: none"> The response considers obvious comparisons between the texts. Comment on writers' ideas and perspectives, including theme, language and/or structure. The selection of references across both texts is valid, but not developed.
Level 3	7-10	<ul style="list-style-type: none"> The response considers a range of comparisons between the texts. Explanation of writers' ideas and perspectives including theme, language and/or structure. The selection of references across both texts is appropriate and relevant to the points being made.
Level 4	11-13	<ul style="list-style-type: none"> The response considers a wide range of comparisons between the texts. Exploration of writers' ideas and perspectives including how the theme, language and/or structure are used across the texts. References are balanced across both texts and fully support the points being made.
Level 5	14-16	<ul style="list-style-type: none"> The response considers a varied and comprehensive range of comparisons between the texts. Analysis of writers' ideas and perspectives including how the theme, language and/or structure are used across the texts. References are balanced across both texts, they are discriminating, and clarify the points being made.

AO4 – 6-mark approach, concision

6-mark questions are each worth 3.75% of overall marks.

Same as synthesis. So why write a book?

READING	AO1	<ul style="list-style-type: none">• Identify and interpret explicit and implicit information and ideas• Select and synthesise evidence from different texts	10
	AO2	Explain, comment on and analyse how writers use language and structure to achieve effects and influence readers, using relevant subject terminology to support their views	15
	AO3	Compare writers' ideas and perspectives, as well as how these are conveyed, across two or more texts	10
	AO4	Evaluate texts critically and support this with appropriate textual references	15

AO4 – 12-mark approach, development

12-mark question is worth 7.5% of overall marks.

So how can you build on your 6 mark approach?

- Alternative evaluations, do all readers feel the same?
- Developed references, does the idea appear in more than one place?

READING	A01	<ul style="list-style-type: none">• Identify and interpret explicit and implicit information and ideas• Select and synthesise evidence from different texts	10
	A02	Explain, comment on and analyse how writers use language and structure to achieve effects and influence readers, using relevant subject terminology to support their views	15
	A03	Compare writers' ideas and perspectives, as well as how these are conveyed, across two or more texts	10
	A04	Evaluate texts critically and support this with appropriate textual references	15

Writing – fail to plan, plan to fail?

PLAN


- What do my audience need to know?
- What do they already know?
- Plan via content, not features.

- Simple three part structure
- Engage from the start
- Plan via content, not features.



Anything you do
that works?

Support and resources



Pearson Edexcel – We want to hear from you

‘Let’s Talk English’ campaign



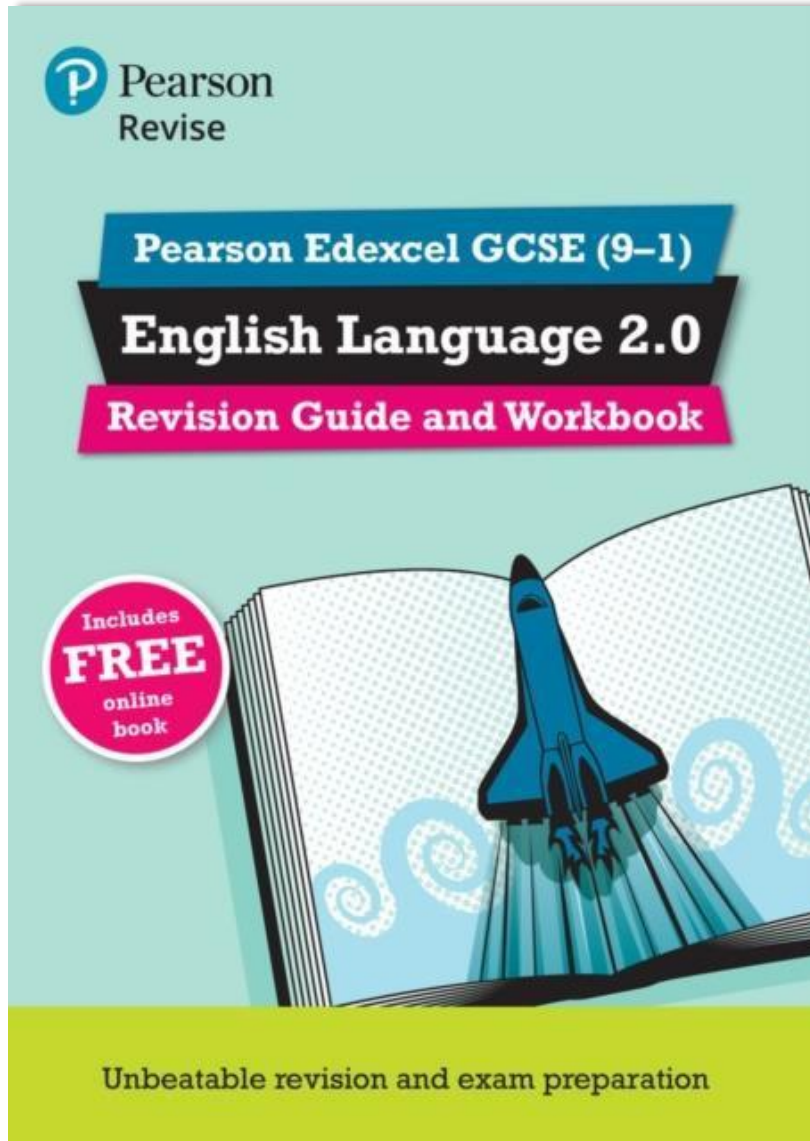
[Click here](#) to find out more

Shaping the future of Post-16 English

We would love your feedback to help us shape the future of Post-16 English, please use the QR code to complete our future of English survey.



GCSE English Language 2.0 Revision Guide and Workbook



Pearson REVISE Edexcel GCSE (9-1) English Language 2.0 Revision Guide and Workbook

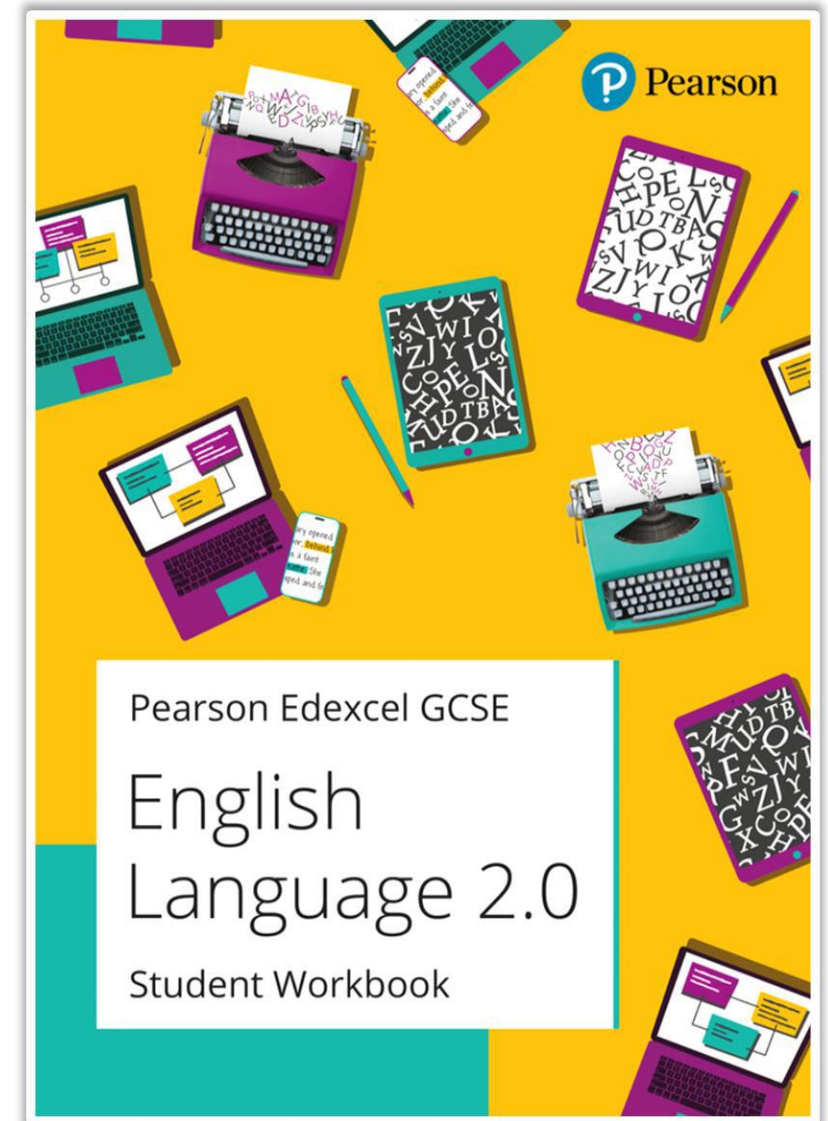
Click on the book cover for the Pearson website where you can download samples and purchase the text.

Student Workbook available [here](#)

Develop confident readers and writers and build the essential knowledge and skills needed for the Pearson Edexcel GCSE English Language 2.0 qualification with our new Student Workbook.


The Student Workbook includes:

- a range of fresh, engaging texts for exam practice to motivate students
- an introduction to each skill with guidance on how to approach and answer different question types
- 'have a go' tasks and example answers to build confidence
- audio recordings of the extracts available through QR codes
- a dyslexia-friendly font and a clear, simple layout to support SEND students and struggling readers.



Mocks Service and Mocks Moderation Service [website](#)

[How the mocks service works](#)




Confidence

The Mocks Service gives students the confidence to succeed.



Time

The Mocks Service gives teachers more time to do what they do best.



Results analysis

The Mocks Service gives you detailed results analysis.



Insight

The Mocks Service gives students insight into the exams process.



ResultsPlus is an online results analysis tool for teachers that gives a detailed breakdown of students' performance in Pearson Edexcel exams.

Included as part of your qualification fees, ResultsPlus group analysis:

- collates all data on mocks and high-stakes exams enabling senior leaders to view performance instantly across your entire group of schools
- facilitates meaningful comparisons among schools and with Pearson Edexcel national averages.
- tracks each school's progress year on year.
- works with Access to Scripts to provide a ready-made bank of trust-wide exemplar material for aspiration and for standardisation across the subject departments.
- provides question-level analysis to identify strengths and areas of difficulty at school and group level enabling you to share good practice within your group and inform CPD
- seamlessly combines its power with the Mock service.

[Find out more](#)



Subject Advisor Support

Our subject advisors are experts in their fields and are here to support you throughout the year.

Email: teachingenglish@pearson.com

Phone: +44 (0) 344 463 2535
(Mon–Fri, 9.00–17.00)

[Book an appointment with your Subject Advisor](#)

[Sign up](#) to receive regular updates from your Subject Advisor on qualification news and support for your subject.

Follow our [Facebook page](#) and join our Pearson Edexcel teacher groups for private, professional discussions managed by your Subject Advisor.

[GCSE English](#)

[A Level English](#)

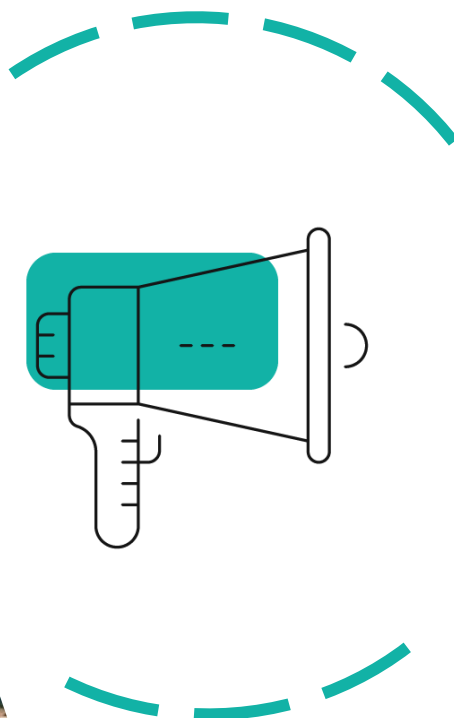
Clare Haviland
English



Find out more

For more professional development courses please see Pearson's [Professional Development Academy](#)





Your Feedback Matters

Following this event, you will receive an invitation to share your thoughts about the session. Your feedback is invaluable to us, as it helps us tailor our professional development materials to better meet your needs. Please don't hesitate to let us know what you'd like to see more of and what areas you think could be improved.



Pearson